



Peter Heals a Beggar
Who Can't Walk
Acts 3



saddleback kids

Colored by:

on

Hey Parents! This week your child learned about the Holy Spirit's power through the story of Peter's healing of a beggar. Just like the Holy Spirit performed this miracle through Peter, the Holy Spirit can do miracles through us even today. Discuss these questions with your child to remind them of the power of the Holy Spirit.

- 1. What happened to the beggar who could not walk?**
- 2. What is something you need help with?**
- 3. Who can help you?**








BUT
YOU WILL
RECEIVE
POWER
WHEN THE
HOLY SPIRIT
COMES UPON YOU
AND YOU WILL BE
MY WITNESSES
TELLING
PEOPLE
ABOUT ME
EVERYWHERE
ACTS 1:8 NLT

God can do a miracle through ME.

Draw a picture of yourself in the center of the frame.
Who can God do a miracle through? Trace the letters to find out!

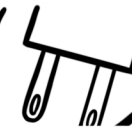


CAN YOU SPOT
THESE BULBS
IN THE PICTURE
BELOW?



BECAUSE OF THE POWER OF THE
HOLY SPIRIT, GOD CAN DO MIRACLES
THROUGH US!

R X H R F G N T V S E W K A Z
H O L Y N J P L G K I P S B G
R X P E Z V X X R H G F Q F Y
P E P W M I R A C L E S Z R Q
R B O A M V G S I R Y I E I R
A G P L Y G R K N C B T B D C
Y G P K E T C Z P T E K V W P
E L O B P F Y K J P E Y P B R
R S W D V A R H C Q B M B E A
C W E I X F V V T M L R P J I
X L R S S P I R I T E B P L S
C N Z Z J E S U S T Q Q G Z E
A F X X T N P U A N M S C F D
S D K L D N P G N J A P D U Z
E D A N C E P E N H D M F A X



BEGGAR

DANCE

PETER

PRAISE

WALK

HOLY

JESUS

TEMPLE

SPIRIT

POWER

GATE

MIRACLES

PRAYER





WALKING WATER ACTIVITY

Supplies: 3 clear jars or cups, 2 paper towels, water, food coloring (2 primary colors)

Directions:

1. Fill two of the mason jars halfway with water.
2. Add a few drops of the first food coloring color to one jar of water and a few drops of the second food coloring color to the second jar of water.
3. Set the 3 jars side by side with the empty jar in the middle.
4. Fold each paper towel lengthwise.
5. Take the first paper towel and stick one end in into the colored water and one end into the empty jar.
 - The paper towel should fall just over the top of the jars. If longer, cut the ends so they fit just over each jar.
6. Take the second paper towel and stick one end into the second jar of colored water and the other end into the empty jar.
 - Fit the paper towel in the same way as before.
7. Let them sit for several hours. (Check back before then to see the change develop.)



TALKING POINTS

Get together and talk about how this activity helps us think about this week's Bible story.

- That was pretty cool! However, it took time to see the results!
- That makes me think about the Holy Spirit and the things we talked about in our video at church. Because of the Holy Spirit's power, God can use us to do some pretty amazing things! But sometimes it feels like you have to wait a long time for something amazing to happen. But, know this – you can still trust God. He can and will do a miracle through you. It may just look a little different than you expect. How can you be encouraged to not give up and trust God for a miracle you've been praying for?
- The Bible tells us in 2 Timothy 1:7, "God has not given us a spirit of fear and timidity, but of power, love, and self-discipline." How does it make you feel to know that God's Spirit is not afraid or timid?



ACTS

CRAFT | PETER HEALS A BEGGAR

DANCING BEGGAR

This week, your child learned about when Peter healed the beggar who could not walk. This Bible story shows us that God can do miracles through us because of the Holy Spirit's power. By making their own dancing beggar puppet, they will be reminded that because of the Holy Spirit's power, God can do miracles through us too.


DIRECTIONS

PREP

1. Print out a copy of the dancing beggar printable.
 - Option: Create your own drawings on paper of the puppet pieces. Use the printable as a guide.
2. Have scissors, the printable, yarn, craft stick, tape, and crayons ready for your child.

DO

1. Have your child color their puppet pieces.
2. Help your child cut out the body, arms, and feet.
3. Help your child cut three 4-inch pieces of yarn.
4. Take one piece of yarn and tape each end to the back of each arm. Repeat this with the feet.
5. Turn the body over and tape the center of the yarn with the arms just below the head. The arms should dangle by the puppet's sides.
6. Help your child create an upside-down U out of the yarn with the feet. Tape the center of the U to the back of the body just below the belt so the feet dangle.
7. With the last piece of yarn have the children tape one end to the back of the head and the other to the center of a craft stick.



SUPPLIES NEEDED



Tape



Scissors



Crayons



Craft sticks




Picture of dancing beggar



Yarn

TALKING POINTS

- Hold the stick and make your puppet dance.
- Who does your puppet remind you of from the Bible story?
- It was a miracle for the beggar to walk. Can God do a miracle through you to help someone?





ACTS

ACTIVITY | PETER HEALS A BEGGAR WHO CAN'T WALK

HAHN'S ROCKET EXPERIMENT

In this activity, your child will do their very own rocket launch experiment just like the one from Hahn's lab! Just like the solution inside makes the rocket launch, when we have the Holy Spirit working in us, God can do amazing things through us! Remember to have fun and keep a careful eye on your child and the experiment at all times.



DIRECTIONS

1. Fill a cup with water.
2. Use scissors and paper or cardboard to cut out fins and a nose for your rocket.
3. Place the canister upside down (lid down) and tape your pieces to the plastic canister. The nose will be the side without the lid.
4. Your rocket is ready for launch!
5. Take the lid off the canister.
6. Turn the rocket upside down, allowing you to fill the canister.
7. Fill the canister $\frac{3}{4}$ full with the cup of water.
8. Drop 1 Alka-Seltzer tablet into the canister of water and quickly snap the lid closed.
9. Quickly place the canister on a flat surface, lid down, and watch your rocket launch!

SUPPLIES NEEDED



1 Plastic film canister with lid



Cup of water



1 Alka-Seltzer tablet



Tape



Paper or cardboard



Scissors

TEACHING CONNECTION

Remember, science is powerful, but the Holy Spirit is so much more powerful! Because of the power of the Holy Spirit, God can do miracles through us!